

# TURBINE STARTERS

## ST150 SERIES



**For engine displacement of:**

Diesel—500 to 4300 CID  
(8 to 70 liters)

Carbureted—1000 to 8600  
CID (16 to 140 liters)

### FEATURES/BENEFITS

- Efficient 47 HP turbine motor uses no external lubrication
- Same inlet and outlet locations as the 150BM Series starters for easy change-out
- Uses the proven front end of the 150BM starter
- Sealed, oil-lubricated planetary gears provide maintenance-free operation


### VERSATILE

- Sealed for use in gas and air applications
- Inertia and pre-engaged models
- Left- and right-hand rotation
- 4 inlet, 4 exhaust, and 16 drive housing orientations
- 30-150 psi (2.1-10.3 bars) operation

### INDUSTRY APPLICATIONS




Locomotive



Marine



Off-highway



Oil and Gas



Power generation



Mining

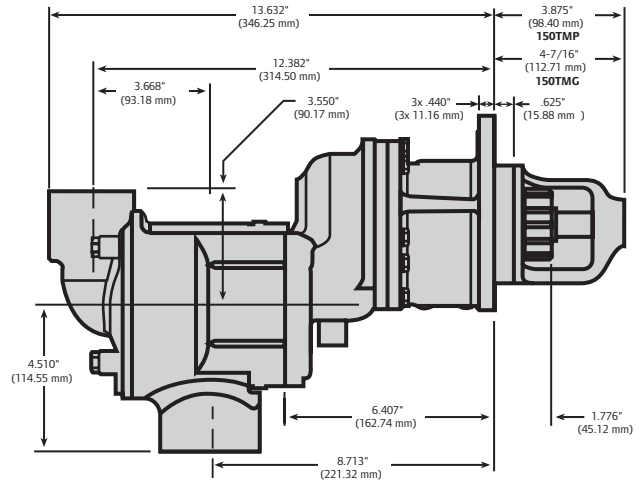
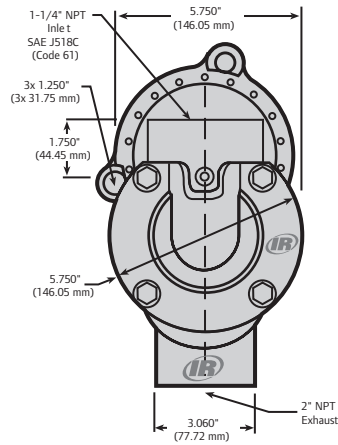
# TURBINE STARTERS

## ST150 SERIES

### DIMENSIONS

Weight: 38 lbs (17.2 kg)

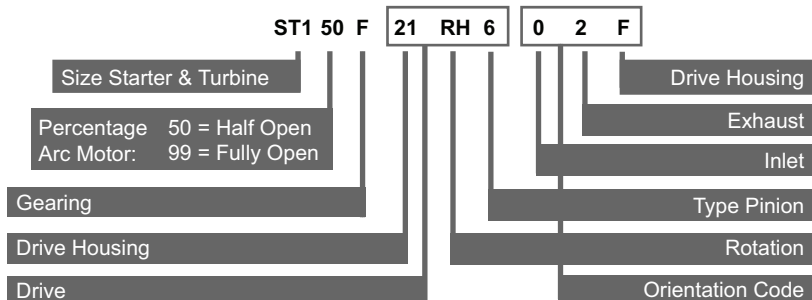
Note: All dimensions shown are for reference only. Specifications subject to change without notice.



### PERFORMANCE INFORMATION

Pressure psi (bar)	Breakaway Torque ft-lb (Nm)	Speed @ Max HP	Max Power HP (kW)	Flow @ Max HP scfm (L/s)
<b>ST155 PERFORMANCE INFORMATION</b>				
60 (4.1)	100 (136)	1675	16 (12)	415 (196)
90 (6.2)	150 (203)	1825	26 (19)	580 (274)
120 (8.3)	200 (271)	1950	37 (28)	745 (352)
150 (10.3)	240 (325)	2050	47 (35)	905 (427)
<b>ST159 PERFORMANCE INFORMATION</b>				
30 (2.1)	60 (81)	1465	8 (6)	315 (149)
60 (4.1)	125 (169)	1788	21 (16)	520 (245)
90 (6.2)	190 (258)	1938	35 (26)	725 (342)
120 (8.3)	240 (325)	2050	47 (35)	920 (434)

### MODEL CODING









### Simple Crossover

Example: 150BMPE88R54 = ST155FP88R54

# TURBINE STARTERS

## ST150 SERIES

### PARTS AND ACCESSORIES

	Part Number	Description		Part Number	Description
	ST500-674 or 150T-312	2" Muffler		150BMP-1064	1/8", 150 psi Pressure Gauge
	150BMP-1051B	1/4" 12 V Solenoid Valve		ST1000-267-24	1 1/2" Strainer Housing
	150BMP-2451B	1/4" 24 V Solenoid Valve		ST1000-266-24	1 1/2" Strainer (50 microns)
	SMB-G618	Gas Rated Push Button Valve		ST500-A735	2" Road Splash Deflector
	SMB-618	Push Button Valve		150BMP-1056	1/2" Check Valve
	SRV125F	1 1/4" Relay/Solenoid Valve		ST500-K166	SAE J518 Split Flange
	SRV125T	1 1/4" Relay Valve for Transit Aftermarket			
	SRV125	1 1/4" Relay Valve for Stationary Air			
	SRV150SS	1 1/2" Gas Rated Relay Valve			

### GENUINE INGERSOLL RAND REPLACEMENT KITS

Tune Up Kit Part Number	Description
ST150FP-TK1	ST150 Pre-engaged Starter Tune Up Kit
ST150DP-TK1	ST150 Starter Tune Up Kit